

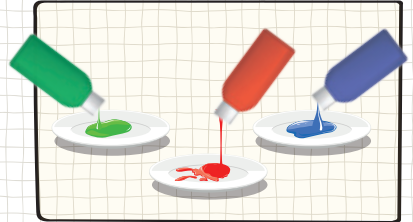
play

HANDS DOWN!


IMPRESS DADDY WITH A PERSONALISED HANDPRINT T-SHIRT FOR FATHER'S DAY.

FOLLOW THESE STEPS


- 1 Pour the fabric paint onto paper plates.



- 2 Dip a sponge into the paint.



- 3 Brush the sponge over the palms.



- 4 Press palms down firmly on the T-shirt. Wash paint off before applying another colour.



- 5 Write a short message with fabric markers. Allow T-shirt to dry thoroughly before wearing.



DESIGN YOUR OWN T-SHIRT

WHAT YOU'LL NEED



Making a handprint T-shirt may be a little messy, but whenever dad wears this specially designed top, he will be reminded of how close his child is to his heart.

DID YOU KNOW?

Father's Day is typically celebrated on the third Sunday of June. But countries like Australia and New Zealand commemorate it on the first Sunday of September.

COLOURFUL CREATION

Hey parents, send a snapshot of your child with his/her handprint T-shirt to beanstalk@mediacorp.com.sg. Include your child's full name, age and your contact details. His/her craftwork could be featured in the next issue of *Beanstalk!*



22 Beanstalk

