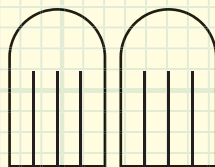




play

FOLLOW THESE STEPS



1 Cut each sheet of paper into 25cm x 8cm. Fold each one into half, and trim the open end into a semi-circle.



2 Start at the fold and cut three slits (around 8.5cm) into each piece – do not cut right through to the end.


3 Place both pieces of paper perpendicular to each other and label each strip on them: D-C-B-A for the left piece, and 1-2-3-4 for the right one.

4 To start weaving, take Strip 1 and loop it around Strip A. Next weave Strip 1 through Strip B. Continue by weaving Strip 1 around Strip C. Finish by pushing Strip 1 into Strip D. Shift Strip 1 up until it touches the top of the slits.



5 Take Strip 2 and weave it through Strip A. Continue weaving Strip 2 around Strip B, through Strip C and then around Strip D.

6 Weave Strip 3 using step 4, and weave Strip 4 using step 5. Neaten the strips to finish.



PHOTOS BY EALBERT HO

HARI RAYA'S here!

KETUPAT HEART BASKET

Teach your child about Malay culture through this Hari Raya-inspired weaving craft.

Hari Raya celebrations are colourful affairs. In most Muslim homes, you will usually find *ketupats* (rice cakes) laid out as part of a feast, as well as *ketupat* decorations woven from ribbon or paper. Helping your child to make a *ketupat*-inspired heart decoration will expose him or her to our rich ethnic diversity. Weaving the heart will help your child to develop concentration. The craft also promotes hand-eye coordination. It will also help your child to develop patience and acquire sequencing skills, which in turn will improve the ability to process and understand information. ♥

MATERIALS

- Two sheets of A4 construction paper in different shades of green
- Scissors
- Ruler
- Glue (optional)
- Ribbon (optional)



Fun Fact

Do you know the life cycle of a butterfly?
➤ Egg, Caterpillar, Pupa, Butterfly

GIFTS FROM THE HEART

Cut a strip of ribbon to make the handle. Glue the ends onto the inside of the heart. The kids can help to hang it up as decoration, or it can be used as a mini gift basket – fill it with candy and stationery, and they'll make great presents for little ones.